



**Bobcat**®

## Chipper Attachment



***One Tough Animal***™

## Specifications

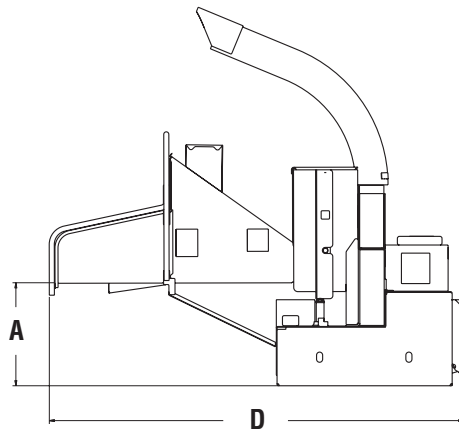
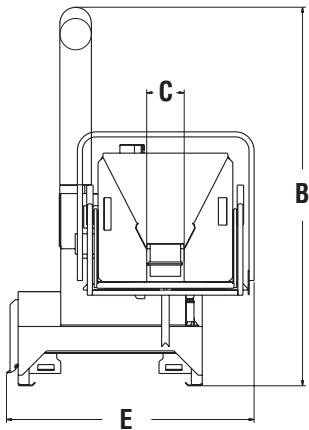
Chipper	5A Chipper	8B Chipper
Shipping Weight	1235 lb. (560 kg)	1680 lb. (767 kg)
Operating Weight	1145 lb. (519 kg)	1660 lb. (753 kg)
Continuous Chipping Size	Up to 3 in. (76.2 mm) diameter material	Up to 5 in. (127 mm) diameter material
Feed Table Height (A)	23.5 in. (597 mm)	25.4 in. (645 mm)
Discharge Chute Height (B)	92 in. (2337 mm)	93.3 in. (2370 mm)
Feeder Opening (C)	5 in. (127 mm)	9.2 in. (234 mm)
Length (D)	102 in. (2591 mm)	102 in. (2591 mm)
Width (E)	48 in. (1219 mm)	61 in. (1549 mm)
Blades	4 reversible tool steel blades	4 reversible tool steel blades
Dual Mounting Locations	Feed from front or right side of loader	Feed from front or right side of loader

### Discharge Chute

(Includes Adjustable Deflector)

Rotates 360°

Rotates 360°



## The Bobcat chipper attachment grinds branches, trees and limbs, reducing branch volume 10-to-1.

Unlike pull-type chippers, the chipper attachment can easily be placed into back yards and remote areas with the maneuverability of a Bobcat loader.

Hydraulic power feed is included as standard equipment. It allows the feed roller to move branches into the chipper at a consistent speed so the operator can work safely and efficiently.


\*The Remote Attachment Control Kit (RAC) is available only for Bobcat loaders equipped with the Bobcat Interlock Control System (BICS™). Bobcat loaders built prior to the introduction of BICS will not allow operation of the chipper attachment.

NOTE - Where applicable, dimensions are in accordance with Society of Automotive Engineers (SAE) and ISO standards. Specifications and design are subject to change without notice. Pictures of Bobcat units may show other than standard equipment. All dimensions are given for loader equipped with standard tires. All dimensions are shown in inches. Respective metric dimensions are enclosed by parentheses. Bobcat Company complies with the requirements of ISO 9001 as registered with BSI.

*The Bobcat Attachments Advantage: Bobcat attachments are engineered and manufactured to fit Bobcat loaders for optimum job performance, dependability and durability.*



Small chips decompose faster than branches or large chips and reduce trips to the dump site.



Hydraulic feed is standard on the Bobcat chipper.



Using the Bobcat Remote Attachment Control Kit\*, the operator can start the loader from the ground without entering and exiting the loader. This eliminates the need for a second operator in the loader.

Bobcat Chipper Attachment fits these carrier models:

Skid-Steer Loaders:

S130  
S150  
S160  
S175  
S185  
S185H  
S205  
S205H  
S220  
S220H  
S250  
S250H  
S300  
S300H  
S330

Compact Track Loaders:

T140  
T180  
T190  
T190H  
T250  
T250H  
T300  
T300H  
T320

All-Wheel Steer Loaders:

A300  
A300H

Utility Work Machine:

5600  
5600T